

**ARTISTE**  
VAN GOGH™



**ELATION**  
PROFESSIONAL



**Fresnel Lens Installed**

#### FEATURES

- High Output Bright White LED Engine**
- Excellent Color Rendition**
- CMY and CTO color mixing**
- 7 Position Color Wheel**
- Interchangeable PC and Fresnel Lens Options Included**
- Fresnel For Even washes and PC for Powerful Illumination**
- Internal indexable Barn Door System**
- Beam Shaping and Light Control at any Angle**
- Seamless Frost Filter**
- Silent and Cool Operation**
- FIL (Form In Lay) Polyurethane Foam Packaging Included**

The **Artiste Van Gogh™** is a compact powerful framing Wash fixture with outstanding light quality. It is an ideal partner to the Profile fixtures in Elation's Artiste fixture range.

Providing up to 16,000 total lumens from its efficient 380W LED engine allows the fixture to be utilized in many applications. Due to its high color rendering index and its whisper quiet operation it is ideally suited for Television, Theater and Corporate Events, or any application where powerful and even coverage is desired. Illuminating objects and people with precise color reproduction is the perfect application for the Artiste Van Gogh. A 16bit CMY color system with a seamless CTO filter offers the designer a wide color range from subtle pastels to vibrant primaries. A seven position color wheel is provided for additional effects and includes a dedicated UV filter.

An integrated 4 blade barn door system allows for precise light control and beam shaping. The entire barn door assembly is indexable allowing the Van Gogh's beam shaping system to be usable at any angle. With its wide zoom range and included interchangeable PC or Fresnel lens options, the Van Gogh is flexible for any distance and desired fields from concentrated light beams to wide and smooth washes. The additional frost filter can be added at any time for an extra layer of output smoothing.



**PC Lens Installed**

## PRODUCT SPECIFICATIONS

### SOURCE

380W High CRI LED Engine  
20,000 Hour Average LED Life\*

\*May vary depending on several factors including but not limited to: Environmental Conditions, Power/Voltage, Usage Patterns (On-Off Cycling), Control, Dimming, and Lamp Mode.

### PHOTOMETRIC DATA

16,000 Total Lumen Output (preliminary)  
6,200K Color Temperature

### EFFECTS

7-55° Beam Zoom Angle (PC Lens included)  
11-66° Beam Zoom Angle (Fresnel Lens included)  
CMY+ CTO Color Mixing  
7 Position Fixed Color Wheel including UV  
4 Independent Barn Doors  
Barn Door Index Adjustment  
Frost Filter  
Remote Focus Adjustment  
Electronic Strobe and Variable Dimming Curves  
16-bit Dimming

### COLOR

16-bit CMY Color System/ilter and UV  
Seamless CTO Color Filter

### CONTROL / CONNECTIONS

2 DMX Channel Modes (22 / 36 Channels)  
DMX Adjustable Refresh Rate (900 -25000 Hz)  
(6) Button Touch Panel  
Full Color 180° Reversible LCD Menu Display  
RDM Support  
5pin XLR DMX In/Out  
RJ45 EtherCon In/Out (Art-Net, sACN)  
powerCON TRUE1 Power In/Out  
USB Connection (Firmware Updates)

### SIZE / WEIGHT

Length: 15.73 in (399.6mm)  
Width: 17.61 in (447.3mm) (Fresnel Lens)  
Height: 26.34 in (669mm)  
Weight: 62.8.0 lbs. (28.5kg)

### ELECTRICAL / THERMAL

AC 100-240V - 50/60Hz  
600 Max Power Consumption  
14°F to 113°F (-10°C to 45°C)

### APPROVALS / RATINGS



IP20



## ORDERING INFORMATION

EAV259

Artiste Van Gogh


## COLORS

### COLOR FLAGS



CYAN MAGENTA YELLOW C.T.O.

### COLOR WHEEL



RED

GREEN

ORANGE

C.T.B.

U V

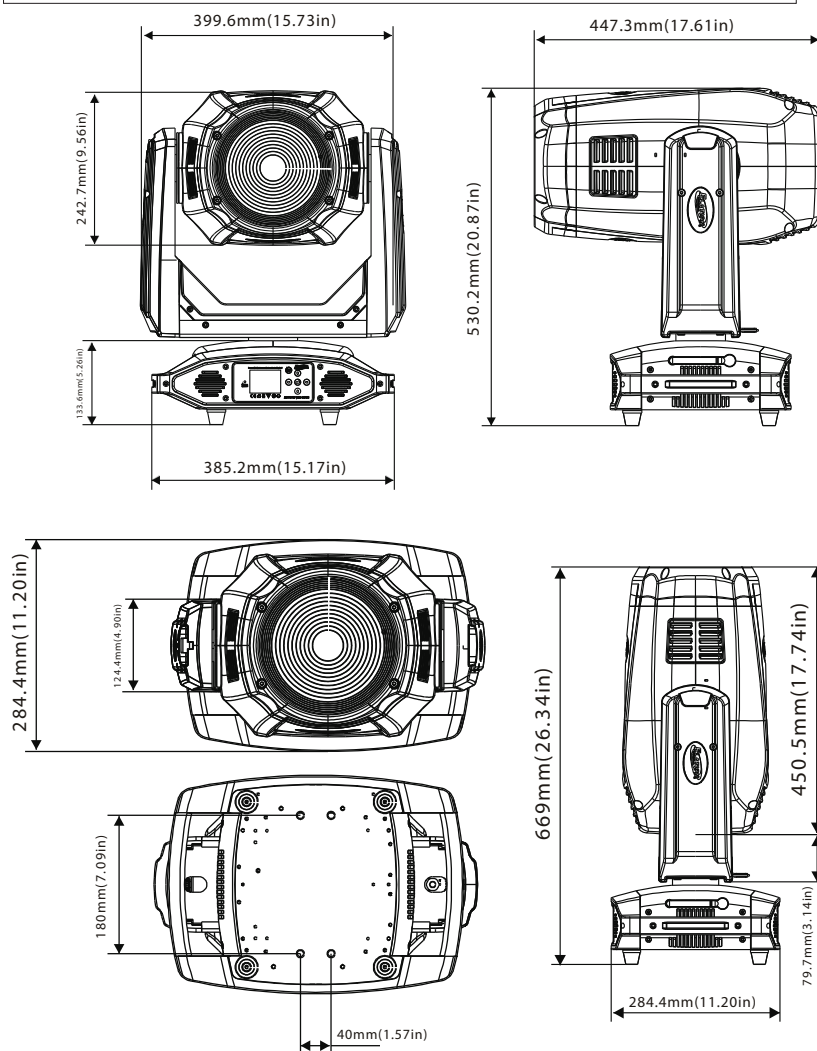
PINK

DARK  
BLUE

## PC AND FRESNEL LENS OPTIONS (included)



## DIMENSIONAL DRAWINGS (Fresnel Lens Installed)



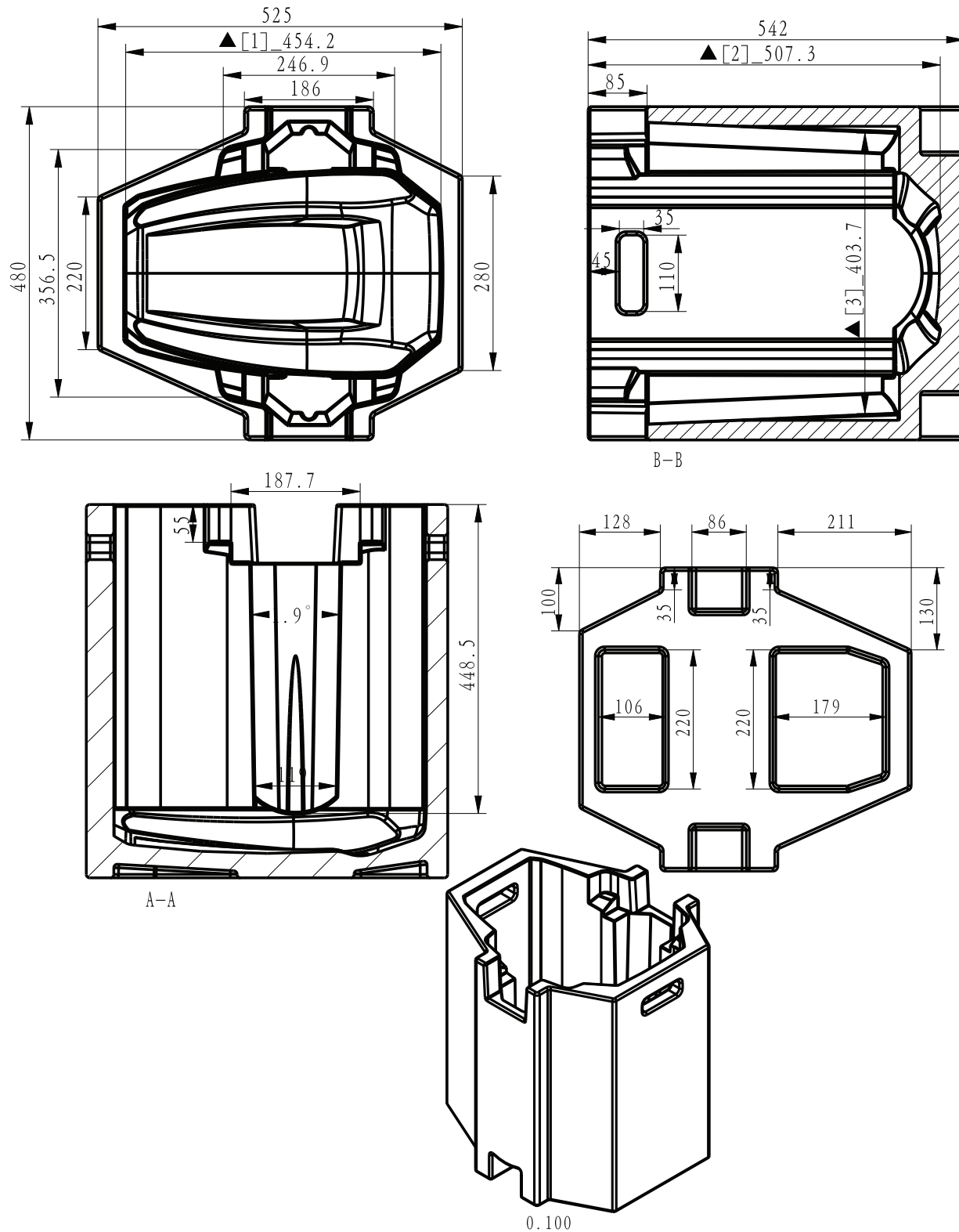
Specifications are subject to change without notice ©Elation Professional 05/01/19

Elation Professional USA | 6122 S. Eastern Ave. | Los Angeles, CA, 90040  
323-582-3322 | 323-832-9142 fax | www.elationlighting.com | info@elationlighting.com

Elation Professional B.V. | Junostraat 2 | 6468 EW Kerkrade, The Netherlands  
+31 45 546 85 66 | +31 45 546 85 96 fax | www.elationlighting.eu | info@elationlighting.eu

FOAM IN LAY DIMENSIONAL DRAWINGS

The **Artiste Van Gogh™** fixture ships with a custom fitted polyurethane foam FIL (Foam In Lay) packaging insert, which easily fits into a custom sized flight case (not included), and provides enhanced impact protection during transport.



All dimensions in (mm) ©ELATION PROFESSIONAL all rights reserved.  
 Information contained within this drawing is proprietary and confidential.  
 Any reproduction and/or distribution of any part of this drawing without the written consent by Elation Professional is strictly prohibited. Diagrams and/or measurements herein subject to change without notice.